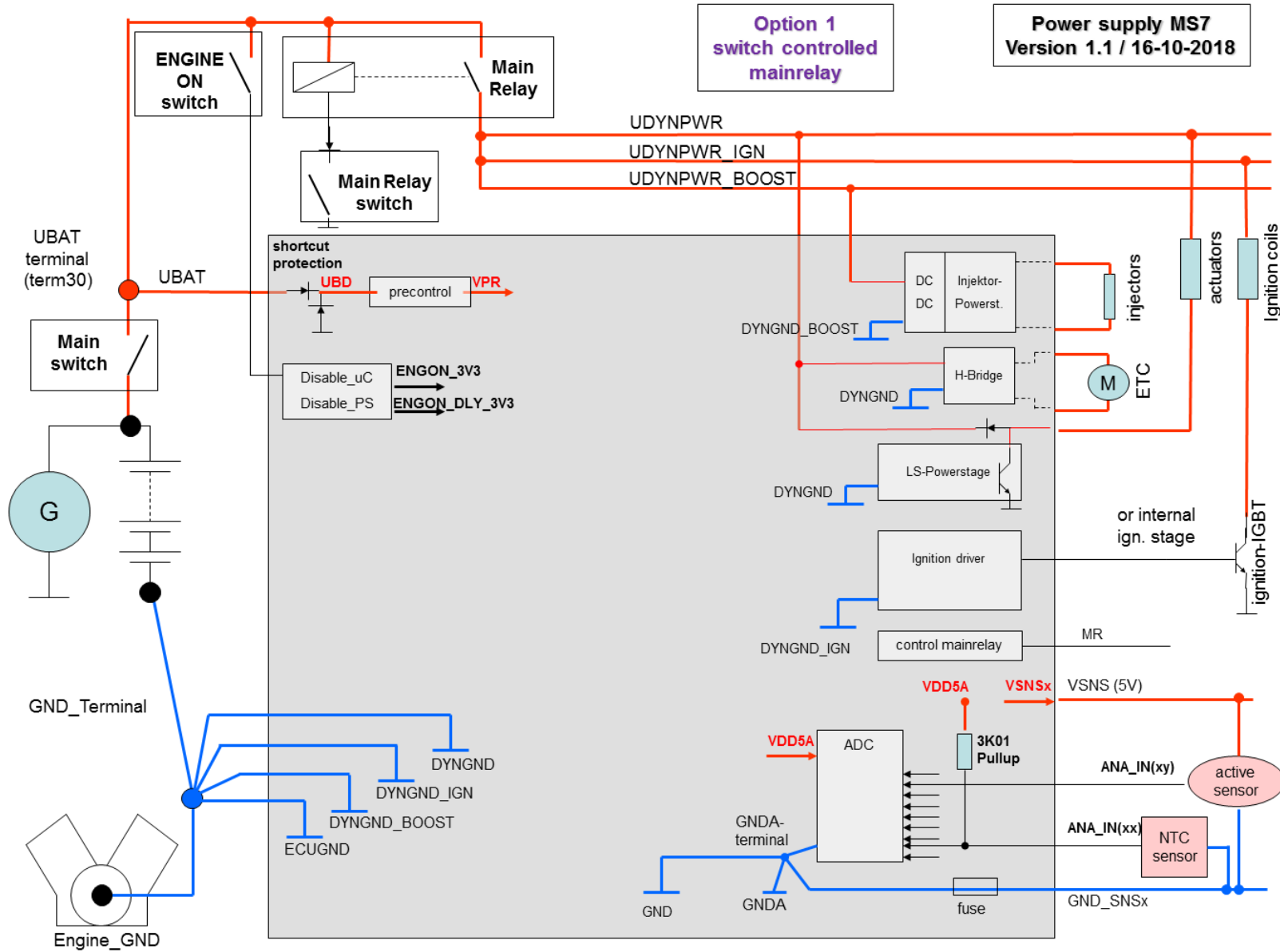
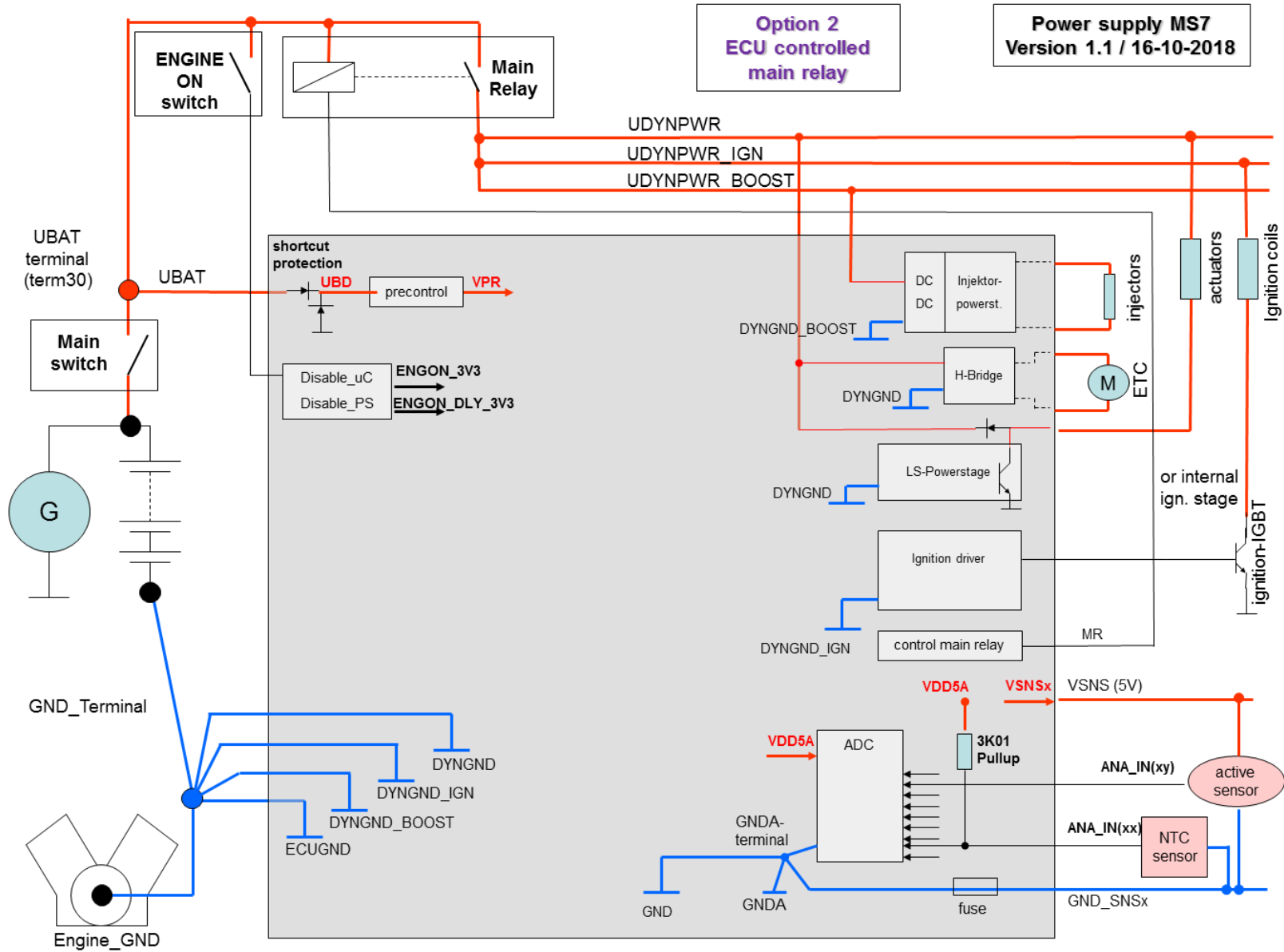
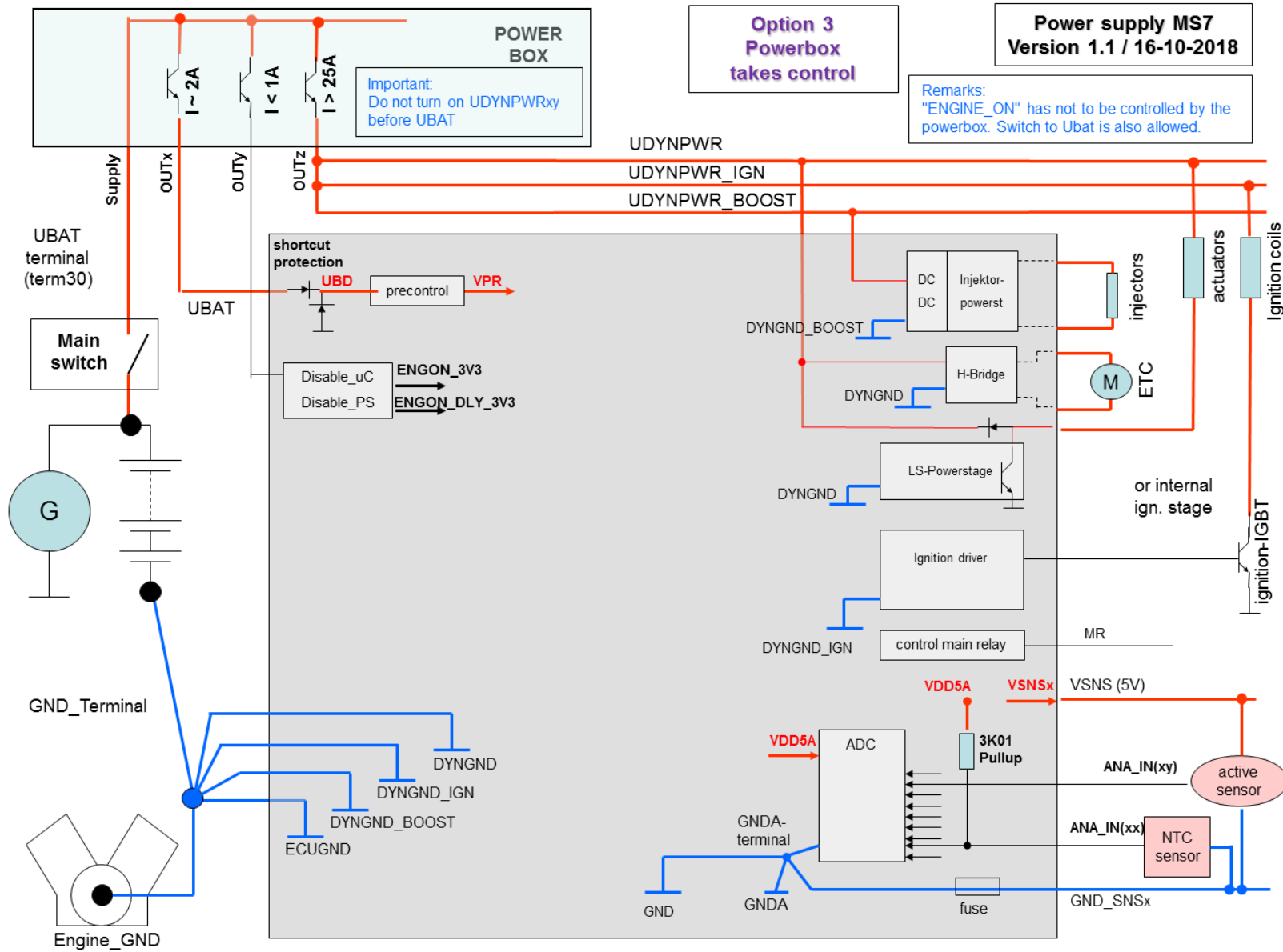


Powersupply network MS 7







signal	details
UBAT	Power Supply ECU, shortcut protected; Supply of internal controller like processor, ASICs, CAN ...) If UBAT > threshold -> ECU switch on
UBD	UBAT after shortcut- and high voltage protection
UDYNPWR	"DYNPWR": from main-relay switched supply Supply of H-bridges Main Relay has to content shortcut protection (not integrated in ECU)
UDYNPWR_IGN	"DYNPWR_IGN": from main-relay switched supply Supply of ignition coils Main Relay has to content shortcut protection (not integrated in ECU)
UDYNPWR_BOOST	"DYNPWR_BOOST": from main-relay switched supply Supply of direct injection power stages (65volts-DC/DC-change) Main Relay has to content shortcut protection (not integrated in ECU)
VSNSx	Power supplies provided by the ECU
ENGON_3V3	Input from Engine-ON-switch, detected by ECU functionality to en-/disable powerstages
ENGON_DLY_3V	Input from Engine-ON-switch. Contents Hardware delay, Stops ignition and injection.
ECUGND	Ground ECU for operation of the electronics
DYNGND	Power Ground (power stages, H bridges,...)
DYNGND_IGN	Ignition ground
DYNGND_BOOST	Power ground for direct injection power stages (65volts-DC/DC-change)
GND_A	Analogue ground, ECU internal terminal near to ADC converter
GND_SNS	sensor ground, connected to analogue ground via board integrated fuse

Sender / Imprint

Bosch Engineering GmbH
Motorsport
Robert-Bosch-Allee 1
74232 Abstatt
Germany

Tel.: +49 7062 911 9101
Fax: +49 7062 911 79104
motorsport@bosch.com
www.bosch-motorsport.com